

Member Affiliation Summary

2015 Statistics – as at December 31, 2015

Members of the OMERS Primary Pension Plan (“OMERS Plan”) belong to a wide variety of union and association groups. The following tables show the affiliation breakdown of our membership as at December 31, 2015, in the following ways:

Table	Description
1-A	Active Membership Headcounts (NRA 60 and NRA 65)
1-B	Active Membership Headcounts (Full-Time and Part-Time)
1-C	Percentage Distribution of Actuarial Liabilities
1-D	Percentage Distribution of Contributions

In the tables, unions and associations with fewer than 1,000 OMERS members are grouped together as “Other”.

The tables also make reference to members who are not currently contributing to the OMERS Plan, and these include the following types of members:

- **Retired** – Retired members and survivors receiving a monthly pension
- **Deferred** – Members who left their OMERS employer but kept their pension in the OMERS Plan
- **Disability Waiver** – Members with an injury or illness who continue to earn credited service
- **Divested** – Members divested from an OMERS employer to another non-OMERS employer that has a registered pension plan

Please note that the information shown in the tables is based on data submitted to OMERS by employers. Employers are provided with a summary of their employees’ affiliations on an annual basis. The affiliation of each member is also reported in the member’s annual Pension Report. At any time, the employer and the member (via the employer) can update an employee’s affiliation.

The information presented is not used for pension administration purposes. The information should not be relied upon for any other purpose than to provide a general indication of the distribution of OMERS membership by employee affiliations.

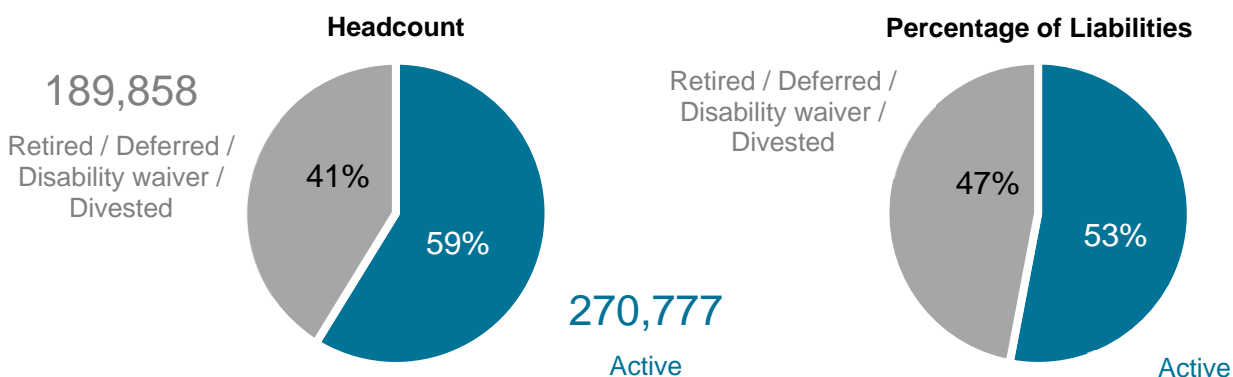
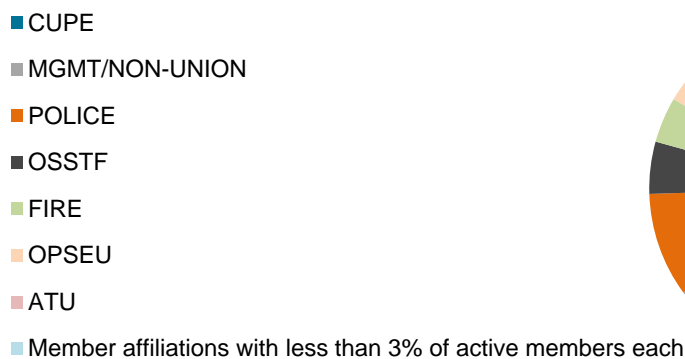


Table 1-A: 2015 Member Affiliation – Active Membership Headcounts (NRA 60 and NRA 65)

Member Affiliation	Number of Active Members			Percentage Distribution of Active Members
	NRA 60	NRA 65	Total	
CUPE	-	119,606	119,606	44.2%
MGMT/NON-UNION	362	55,574	55,936	20.7%
POLICE	18,181	7,782	25,963	9.6%
OSSTF	-	13,137	13,137	4.8%
FIRE	10,969	375	11,344	4.2%
OPSEU	-	9,490	9,490	3.5%
ATU	-	8,716	8,716	3.2%
UNIFOR	-	4,253	4,253	1.6%
IBEW	-	3,785	3,785	1.4%
ONA	-	2,700	2,700	1.0%
ERFP	-	2,416	2,416	0.9%
ETFO	-	2,277	2,277	0.8%
CIPP	-	1,770	1,770	0.6%
SEIU	-	1,460	1,460	0.5%
COPE	-	1,275	1,275	0.5%
Other**	-	6,649	6,649	2.5%
Total Active	29,512	241,265	270,777	100.0%
Percentage of Total	11%	89%	100%	

**Employee affiliations with fewer than 1,000 members each.

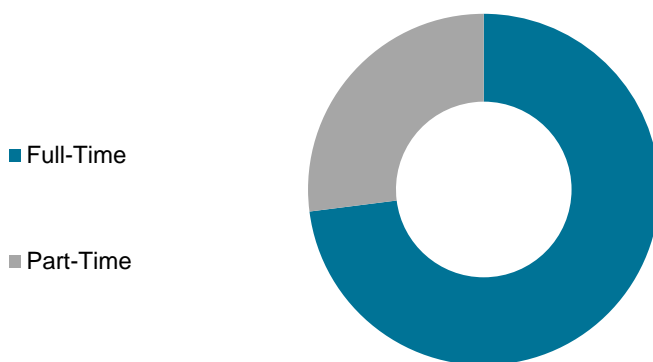


ATU	Amalgamated Transit Union	ETFO	Elementary Teachers' Federation of Ontario	OPSEU	Ontario Public Service Employees Union
CIPP	Civic Institute of Professional Personnel	FIRE	Ontario Professional Fire Fighters Association	OSSTF	Ontario Secondary School Teachers' Federation
COPE	Canadian Office and Professional Employees Union	IBEW	International Brotherhood of Electrical Workers	POLICE	Police Associations of Ontario
CUPE	Canadian Union of Public Employees	MGMT/ NON-UNION	Management/Union Exempt/ Non-Union	SEIU	Service Employees International Union
ERFP	Educational Resource Facilitators of Peel	ONA	Ontario Nurses Association	UNIFOR	Auto, Communications, Energy and Paper Workers Union

Table 1-B: 2015 Member Affiliation – Active Membership Headcounts (Full-Time and Part-Time)

Member Affiliation	Number of Active Members			Percentage Distribution of Active Members
	Full-Time	Part-Time	Total	
CUPE	78,887	40,719	119,606	44.2%
MGMT/NON-UNION	49,159	6,777	55,936	20.7%
POLICE	25,214	749	25,963	9.6%
OSSTF	2,369	10,768	13,137	4.8%
FIRE	11,333	11	11,344	4.2%
OPSEU	6,975	2,515	9,490	3.5%
ATU	8,203	513	8,716	3.2%
UNIFOR	3,225	1,028	4,253	1.6%
IBEW	3,691	94	3,785	1.4%
ONA	2,018	682	2,700	1.0%
ERFP	3	2,413	2,416	0.9%
ETFO	8	2,269	2,277	0.8%
CIPP	1,629	141	1,770	0.6%
SEIU	785	675	1,460	0.5%
COPE	252	1,023	1,275	0.5%
Other**	3,133	3,516	6,649	2.5%
Total Active	196,884	73,893	270,777	100.0%
Percentage of Total	73%	27%	100%	

**Employee affiliations with fewer than 1,000 members each.

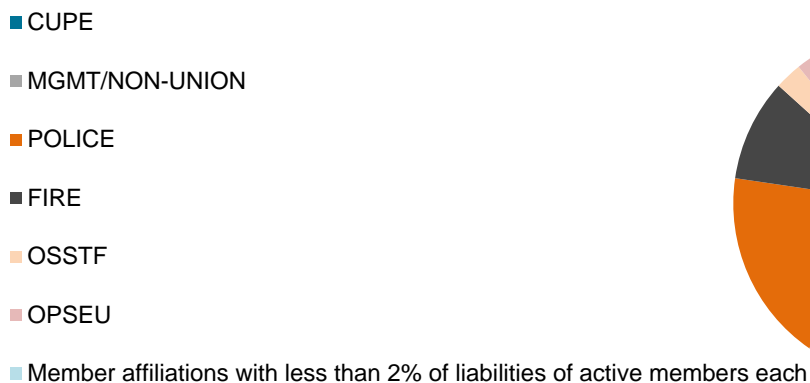


ATU	Amalgamated Transit Union	ETFO	Elementary Teachers' Federation of Ontario	OPSEU	Ontario Public Service Employees Union
CIPP	Civic Institute of Professional Personnel	FIRE	Ontario Professional Fire Fighters Association	OSSTF	Ontario Secondary School Teachers' Federation
COPE	Canadian Office and Professional Employees Union	IBEW	International Brotherhood of Electrical Workers	POLICE	Police Associations of Ontario
CUPE	Canadian Union of Public Employees	MGMT/ NON-UNION	Management/Union Exempt/ Non-Union	SEIU	Service Employees International Union
ERFP	Educational Resource Facilitators of Peel	ONA	Ontario Nurses Association	UNIFOR	Auto, Communications, Energy and Paper Workers Union

Table 1-C: 2015 Member Affiliation – Percentage Distribution of Actuarial Liabilities

Member Affiliation	Actuarial Liabilities of Active Members (53.0% of total Plan liabilities)		
	NRA 60	NRA 65	Total
CUPE	-	32.7%	32.7%
MGMT/NON-UNION	0.6%	26.3%	26.9%
POLICE	14.5%	3.2%	17.7%
FIRE	9.2%	0.2%	9.4%
OSSTF	-	2.5%	2.5%
OPSEU	-	2.2%	2.2%
ATU	-	1.9%	1.9%
IBEW	-	1.8%	1.8%
ONA	-	1.0%	1.0%
UNIFOR	-	0.9%	0.9%
CIPP	-	0.8%	0.8%
SEIU	-	0.3%	0.3%
COPE	-	0.2%	0.2%
ERFP	-	0.2%	0.2%
ETFO	-	0.1%	0.1%
Other**	-	1.4%	1.4%
Total Active	24.3%	75.7%	100.0%

**Employee affiliations with fewer than 1,000 members each.

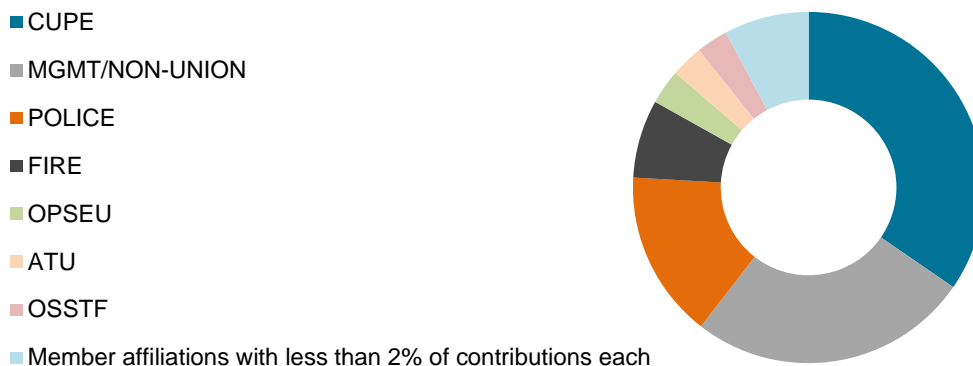


ATU	Amalgamated Transit Union	ETFO	Elementary Teachers' Federation of Ontario	OPSEU	Ontario Public Service Employees Union
CIPP	Civic Institute of Professional Personnel	FIRE	Ontario Professional Fire Fighters Association	OSSTF	Ontario Secondary School Teachers' Federation
COPE	Canadian Office and Professional Employees Union	IBEW	International Brotherhood of Electrical Workers	POLICE	Police Associations of Ontario
CUPE	Canadian Union of Public Employees	MGMT/ NON-UNION	Management/Union Exempt/ Non-Union	SEIU	Service Employees International Union
ERFP	Educational Resource Facilitators of Peel	ONA	Ontario Nurses Association	UNIFOR	Auto, Communications, Energy and Paper Workers Union

Table 1-D: 2015 Member Affiliation – Percentage Distribution of Contributions

Member Affiliation	Estimated 2016 Total Contributions* (Employers and active members)		
	NRA 60	NRA 65	Total
CUPE	-	34.6%	34.6%
MGMT/NON-UNION	0.3%	25.6%	25.9%
POLICE	12.2%	3.2%	15.4%
FIRE	7.0%	0.2%	7.2%
OPSEU	-	3.2%	3.2%
ATU	-	3.0%	3.0%
OSSTF	-	2.9%	2.9%
IBEW	-	1.5%	1.5%
UNIFOR	-	1.2%	1.2%
ONA	-	1.1%	1.1%
CIPP	-	0.9%	0.9%
ERFP	-	0.4%	0.4%
SEIU	-	0.4%	0.4%
ETFO	-	0.3%	0.3%
COPE	-	0.2%	0.2%
Other**	-	1.8%	1.8%
Total Active	19.5%	80.5%	100.0%

*Split equally between employers and members; **Employee affiliations with fewer than 1,000 members each.



ATU	Amalgamated Transit Union	ETFO	Elementary Teachers' Federation of Ontario	OPSEU	Ontario Public Service Employees Union
CIPP	Civic Institute of Professional Personnel	FIRE	Ontario Professional Fire Fighters Association	OSSTF	Ontario Secondary School Teachers' Federation
COPE	Canadian Office and Professional Employees Union	IBEW	International Brotherhood of Electrical Workers	POLICE	Police Associations of Ontario
CUPE	Canadian Union of Public Employees	MGMT/NON-UNION	Management/Union Exempt/Non-Union	SEIU	Service Employees International Union
ERFP	Educational Resource Facilitators of Peel	ONA	Ontario Nurses Association	UNIFOR	Auto, Communications, Energy and Paper Workers Union

(Published March 2016)

OMERS
 One University Ave., Suite 400, Toronto, ON M5J 2P1
 t. 416.369.2444 1.800.387.0813 omers.com