

# Employer Categories Summary

2015 Statistics – as at December 31, 2015

Employer categories are designated by reference to generally recognized large employer sectors and those identified in sections 5 and 6 in the OMERS Act, 2006. The following tables show the breakdown of our membership by employer categories as at December 31, 2015, in the following ways:

Table	Description
2-A	Active Membership Headcounts (NRA 60 and NRA 65)
2-B	Active Membership Headcounts (Full-Time and Part-Time)
2-C	Percentage Distribution of Actuarial Liabilities
2-D	Percentage Distribution of Contributions

In the tables, employers that do not fall within a designated category are grouped as “Other Employer”. These include, for example, local boards of municipalities, economic development corporations and associations representing OMERS members.

The tables also make reference to members who are not currently contributing to the OMERS Primary Pension Plan (“OMERS Plan”), and these include the following types of members:

- **Retired** – Retired members and survivors receiving a monthly pension
- **Deferred** – Members who left their OMERS employer but kept their pension in the OMERS Plan
- **Disability Waiver** – Members with an injury or illness who continue to earn credited service
- **Divested** – Members divested from an OMERS employer to another non-OMERS employer that has a registered pension plan

Please note that the information shown in the tables is based on data collected at the time employers join OMERS or when employer by-laws are updated. For presentation purposes and where feasible, membership information has been adjusted by OMERS to best reflect the employer category in which they are employed.

The information presented is not used for pension administration purposes. The information should not be relied upon for any other purpose than to provide a general indication of the distribution of OMERS membership by employer categories.

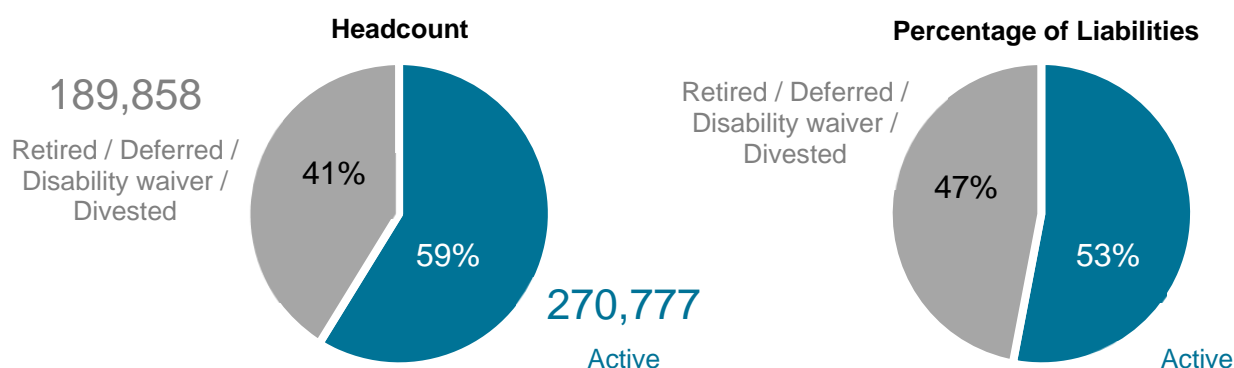


Table 2-A: 2015 Employer Category – Active Membership Headcounts (NRA 60 and NRA 65)

Employer Category	Number of Active Members			Percentage Distribution of Active Members
	NRA 60	NRA 65	Total	
Municipality (excluding City of Toronto)	8,128	89,938	98,066	36.2%
Board of Education	-	52,218	52,218	19.3%
Police Services Board	18,312	7,892	26,204	9.7%
Separate School Board	-	24,839	24,839	9.2%
City of Toronto	3,072	21,200	24,272	8.9%
Children's Aid Society	-	9,112	9,112	3.4%
Utility	-	8,470	8,470	3.1%
Transit Authority	-	7,384	7,384	2.7%
Library Board	-	3,977	3,977	1.5%
Health Unit	-	3,579	3,579	1.3%
Housing Authority	-	2,401	2,401	0.9%
Home for the Aged	-	2,387	2,387	0.9%
Conservation Authority	-	1,719	1,719	0.6%
Social Services Administration Board	-	1,083	1,083	0.4%
Other Employer**	-	5,066	5,066	1.9%
<b>Total Active</b>	<b>29,512</b>	<b>241,265</b>	<b>270,777</b>	<b>100.0%</b>
<b>Percentage</b>	<b>11%</b>	<b>89%</b>	<b>100%</b>	

\*\*These include, for example, local boards of municipalities, economic development corporations and associations representing OMERS members.

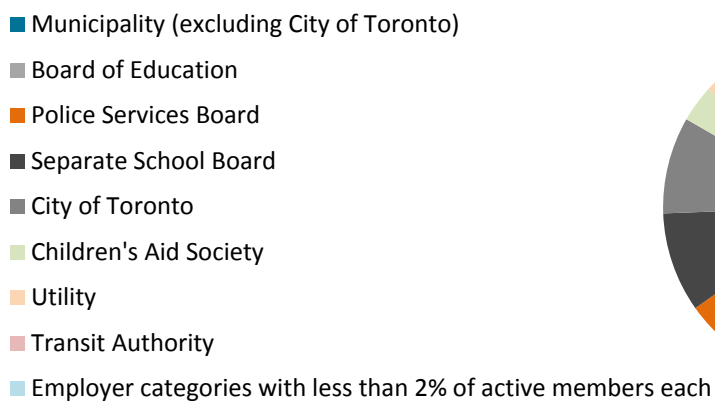


Table 2-B: 2015 Employer Category – Active Membership Headcounts (Full-Time and Part-Time)

Employer Category	Number of Active Members			Percentage Distribution of Active Members
	Full-Time	Part-Time	Total	
Municipality (excluding City of Toronto)	85,924	12,142	98,066	36.2%
Board of Education	17,667	34,551	52,218	19.3%
Police Services Board	25,455	749	26,204	9.7%
Separate School Board	7,922	16,917	24,839	9.2%
City of Toronto	20,039	4,233	24,272	8.9%
Children's Aid Society	8,569	543	9,112	3.4%
Utility	8,343	127	8,470	3.1%
Transit Authority	6,849	535	7,384	2.7%
Library Board	2,614	1,363	3,977	1.5%
Health Unit	3,029	550	3,579	1.3%
Housing Authority	2,340	61	2,401	0.9%
Home for the Aged	1,112	1,275	2,387	0.9%
Conservation Authority	1,500	219	1,719	0.6%
Social Services Administration Board	950	133	1,083	0.4%
Other Employer**	4,571	495	5,066	1.9%
<b>Total Active</b>	<b>196,884</b>	<b>73,893</b>	<b>270,777</b>	<b>100.0%</b>
<b>Percentage</b>	<b>73%</b>	<b>27%</b>	<b>100%</b>	

\*\*These include, for example, local boards of municipalities, economic development corporations and associations representing OMERS members.



Table 2-C: 2015 Employer Category – Percentage Distribution of Actuarial Liabilities

Employer Category	Actuarial Liabilities of Active Members (53.0% of total Plan liabilities)		
	NRA 60	NRA 65	Total
Municipality (excluding City of Toronto)	6.3%	30.3%	36.6%
Police Services Board	14.8%	3.4%	18.2%
City of Toronto	3.2%	10.0%	13.2%
Board of Education	-	11.1%	11.1%
Separate School Board	-	5.1%	5.1%
Utility	-	5.0%	5.0%
Children's Aid Society	-	3.1%	3.1%
Transit Authority	-	1.6%	1.6%
Library Board	-	1.4%	1.4%
Health Unit	-	1.2%	1.2%
Housing Authority	-	0.6%	0.6%
Conservation Authority	-	0.5%	0.5%
Home for the Aged	-	0.4%	0.4%
Social Services Administration Board	-	0.3%	0.3%
Other Employer**	-	1.7%	1.7%
<b>Total Active</b>	<b>24.3%</b>	<b>75.7%</b>	<b>100.0%</b>

\*\*These include, for example, local boards of municipalities, economic development corporations and associations representing OMERS members.

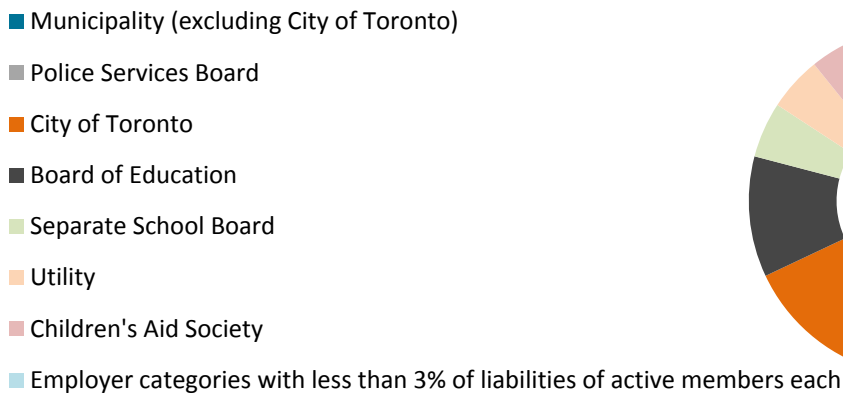
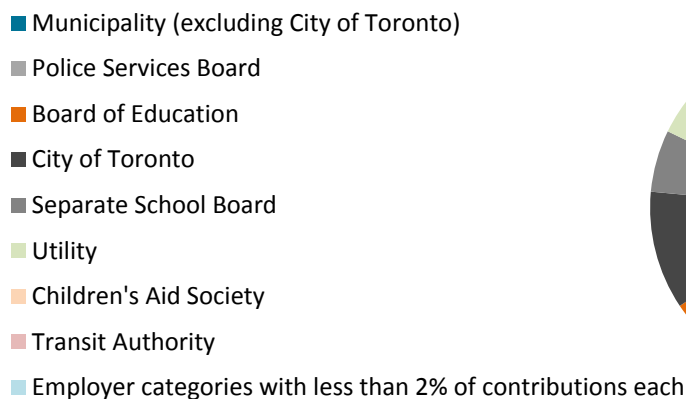


Table 2-D: 2015 Employer Category – Percentage Distribution of Contributions

Employer Category	Estimated 2016 Total Contributions* (Employers and active members)		
	NRA 60	NRA 65	Total
Municipality (excluding City of Toronto)	5.1%	33.1%	38.2%
Police Services Board	12.3%	3.3%	15.6%
Board of Education	-	11.8%	11.8%
City of Toronto	2.1%	8.8%	10.9%
Separate School Board	-	5.7%	5.7%
Utility	-	4.2%	4.2%
Children's Aid Society	-	3.8%	3.8%
Transit Authority	-	2.8%	2.8%
Health Unit	-	1.4%	1.4%
Library Board	-	1.1%	1.1%
Housing Authority	-	0.9%	0.9%
Conservation Authority	-	0.6%	0.6%
Home for the Aged	-	0.5%	0.5%
Social Services Administration Board	-	0.4%	0.4%
Other Employer**	-	2.1%	2.1%
<b>Total Active</b>	<b>19.5%</b>	<b>80.5%</b>	<b>100.0%</b>

\*Split equally between employers and members

\*\*These include, for example, local boards of municipalities, economic development corporations and associations representing OMERS members.



(Published March 2016)

OMERS  
 One University Ave., Suite 400, Toronto, ON M5J 2P1  
 t. 416.369.2444 1.800.387.0813 omers.com